


Keystone Jack Punch-Down Stand Usage Instructions



Select the correct slot

A: 180-Degree

B: 90-Degree

C: Australian Style

Models:
• 180014
• 180065


A

Models:
• 180005
• 180070

B

Australian Style

C




90-Degree Keystone Jack Instructions



1



2



3



4

1. Press the KJ against the latch in position B
2. Snap the KJ securely into place
3. Dress and terminate the wires
4. Push from the bottom opening to remove

180-Degree Keystone Jack Instructions



1. Insert the KJ into position A
2. Snap the KJ securely into place
3. Dress and terminate the wires
4. Carefully remove the KJ